




## Taupo Camera Club Newsletter.

### Taupo Camera Club Exhibition.

To be held in the  
Niven Room  
at the Taupo Museum.

21 December '24 until  
27 January '25



### IMPORTANT Information:

The next meeting of the year is Tuesday 17th Sept at the Vintage Car Club Rooms at 7pm.

If you would like to submit images into club competitions, they must be submitted by 8pm on the Sunday after club night. The next competition entries are due on Sunday 22nd Sept.

The Subjects are:

Subject 1 - Macro

Subject 2 - Open

Please note the email address for submissions is:

[taupocameraimages@gmail.com](mailto:taupocameraimages@gmail.com)

**Editor's Note:** We're excited to continue showcasing the talents and diverse perspectives within our camera club through our member spotlights. Whether you're a seasoned photographer or just beginning your journey, your unique story is important to us. This month, we're delighted to feature Graham Reichardt, Deborah Jarvis and Richard Jarvis, they will share their passion and memorable experiences in photography. Let's celebrate our collective love for photography and the wonderful individuals who make our camera club community so special.

Thank you to our Sponsors  
Taupo Office Products, who continue to supply the  
Chocolate Fish which are given out to our  
Honours Recipients.

LIFE IS LIKE A CAMERA  
*Focus on what's important*



## Member Spotlight: Richard Jarvis

Richard's fascination with photography began at a young age, growing up surrounded by art. With his father being a retired art dealer, Richard was constantly exposed to fine art, and this early influence sparked his curiosity about visual storytelling. He recalls how the vivid photography in *National Geographic* caught his attention as a teenager. He started experimenting with a film camera, though the results were not as successful as he'd hoped.

However, the pivotal moment came in 2002 when Richard bought his first digital camera. This new technology allowed him to learn through experimentation and instant feedback.

Richard and his partner, Deborah, recently moved to Taupo, and he joined our club shortly after. "I was highly motivated to find a photography group after moving here in June," he says. Before relocating, Richard had been a member of the Auckland Photographic Society.

Richard's photography toolkit consists mainly of a Sony A6500 (a crop sensor camera) and a newly purchased Sony A7IV full-frame camera. While occasionally using his phone for photos, he finds that carrying a dedicated camera puts him in the right mindset for looking for shots.

Richard's favourite type of photography is creative storytelling. Light painting is one of the techniques that captivates him most. He has invested in tools for light painting and enjoys devising unorthodox ways to use them in his photography.

Working in technology, Richard has developed an appreciation for post-production work in Lightroom and Photoshop, considering these tools just as important as the original shot.



Image by Richard: Tetris.

For Richard, photography is more than a hobby—it's a form of stress relief and a creative outlet. Being part of a photography club and participating in themed challenges keeps him motivated, but even without the structure of a club, photography remains an essential part of his life. "I get antsy if I haven't managed to find time for photography for a while," he admits, highlighting how important it is for his well-being.

Like many photographers, Richard turns to online resources to expand his skills. Especially masters like Unmesh Dinda (PIXImperfect) on YouTube. Additionally, he finds inspiration from the websites of creators like Eric Paré and the creators of Light Painting Brushes.

Richard's experience has taught him some valuable lessons, including the importance of keeping your camera ready for unexpected moments. For example, "Leave your camera set to a general setting when you've finished (e.g., Autofocus, 1/250s, f8.0, ISO Auto), so if you come across The Perfect Moment, you have a reasonable chance of capturing it."

Looking back on his early days as a photographer, Richard reflects on the value of joining a photography club early on. He believes that much of his progress stemmed from receiving honest feedback from fellow photographers, and he wishes he had joined a club sooner, even when he didn't know much about the craft.




Image by Richard: Outdoor Education.

## Member Spotlight on Graham:

Graham's interest in wildlife and landscapes ignited his love for photography. For approximately five years, Graham has been a member of our club, joining to connect with like-minded individuals who share his passion for the art of photography.



Aurora from Chandlers Ranch  
Fairbanks - Alaska.  
Camera: Sony A7III

Graham's gear includes a Canon, a Sony, and his trusty iPhone 15, allowing him the flexibility to shoot in various conditions. He still has his original camera, which he purchased at age 19—a Practica film camera with a standard 28-70mm lens, featuring macro adjustments for close-up shots, although he didn't do that many. Regarding his favorite subjects, wildlife, landscapes, and astrophotography top the list.


When it comes to editing, Graham's all about flexibility, adapting to the needs of each photo, with Lightroom and Photoshop being his tools of choice. Staying motivated comes naturally to Graham, whether he's out taking photos or enjoying a day of fishing.



Knic River Valley - Alaska  
Camera: Canon 70D

Although he doesn't have specific books or websites he follows, Graham draws inspiration from other photographers, paying attention to their techniques and the locations they explore. A valuable lesson he's learned along the way is the importance of having a reliable backup system—you never know when something might go wrong.

Reflecting on his early days in photography, Graham wishes he had known more about astrophotography. Unfortunately, it wasn't as accessible back then, and film cameras didn't offer the same capabilities, usually resulting in blurry images.



Chilcot Eagle  
Reserve - Alaska.  
Camera: Sony A7III

---

*"Getting your camera settings right is like cooking a perfect dish - it takes practice, patience, and a willingness to experiment."*

David Duchemin ~



## Member Spotlight: Deborah Jarvis

Deborah's interest in photography sparked during her childhood when she was given a Polaroid camera. The instant gratification of seeing her photos develop before her eyes was captivating despite the low resolution. As she grew older, she graduated to a 'point and shoot' film camera. However, as a student, she found the cost of film development to be a hurdle. It wasn't until she met Richard that her passion for photography was rekindled, driven by their shared enthusiasm for the craft.

After moving from Auckland to Taupo, Deborah and Richard joined the Taupo Camera Club in July this year, following their involvement in the Auckland Photographic Society. Joining the club was about continuing their photographic journey and finding a community in their new home. "It's a good way to meet some new people in the area," Deborah explains, highlighting the social benefits of being part of a photography club.

Deborah's current equipment includes a Sony A7R3 full-frame body paired with a Sony G 24-105mm lens, which she describes as her 'go-to' lens. She and Richard share a range of lenses, from zoom to wide-angle and macro, allowing them to explore various photographic styles. Additionally, Deborah enjoys using her Samsung S24 ultra phone's camera, especially in professional mode, to capture spur-of-the-moment shots.

Deborah prefers landscapes and creative photography, but she is also venturing into the realm of astrophotography with a telescope.



Image by Deborah: Buried Village Waterfalls



Image by Deborah: Cloud Watching in Kaikoura.

When it comes to post-production, Lightroom is Deborah's preferred tool, though she also uses Photoshop and Topaz to refine her images. She is continually learning and enhancing her editing skills, which she finds crucial for bringing her photographic vision to life.

Competitions within the club play a significant role in keeping her motivated. "Having a theme helps," she notes, adding that weekend outings in search of new subjects with Richard are both a personal joy and a creative exercise. Taupo's stunning scenery also serves as a constant source of inspiration.

The Photopills app is a favourite tool for planning specific shots, particularly for astrophotography. It helps users determine optimal dates and times for capturing celestial events—also a very good weather app called 'windy' from [windy.com](https://www.windy.com). There is a basic free version and a more comprehensive version on subscription.

Photography is more than just a hobby for Deborah; it is a journey shared with her partner, enriched by the community they've found in the Taupo Camera Club and inspired by the beautiful landscapes of their new home. Each outing and snapshot adds another layer to their shared story, captured one frame at a time.




Image by Deborah: Dragon Lair.



**Congratulations on the submissions for the month of August.**  
Subject 1 - Open  
Subject 2 - Speed  
**Honours Images Below**



***Highly Commended  
Images***

